





FLORES PEREGRINA
Evaluation of Instruction Program Report
 21F: ECON 11 DIS 2K: MICROECONOMC THEORY
 No. of responses = 6
 Enrollment = 25
 Response Rate = 24%

1. Background Information:


1.1) Year in School:




1.2) UCLA GPA:



1.3) Expected Grade:




1.4) What requirements does this course fulfill?




2. Preliminary Questions:


2.1) Approximately how many times did you attend the assigned section?



2.2) If you primarily attended a section that is not assigned to you, what was your primary reason for doing so?

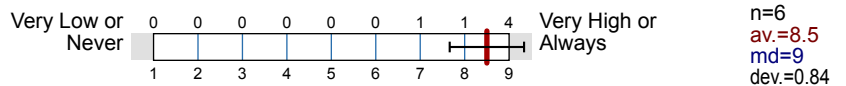


2.3) You saw the TA of the assigned section attending lectures.

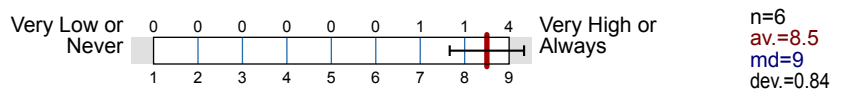


3. To What Extent Do You Feel That:

3.1) Teaching Assistant Knowledge - The T.A. was knowledgeable about the material.



3.2) Teaching Assistant Concern - The T.A. was concerned about student learning.

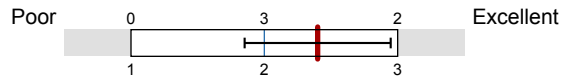


| | | | |
|------|---|--|--|
| 3.3) | Organization - Section presentations were well prepared and organized. | | n=6 av.=8.5 md=9 dev.=0.84 |
| 3.4) | Scope - The teaching assistant expanded on course ideas. | | n=6 av.=8.33 md=9 dev.=1.21 |
| 3.5) | Interaction - Students felt welcome in seeking help in or outside of the class. | | n=6 av.=8.5 md=9 dev.=0.84 |
| 3.6) | Communication Skills - The teaching assistant had good communication skills. | | n=6 av.=7.67 md=8.5 dev.=1.75 |
| 3.7) | Value - The overall value of the sections justified your time and effort. | | n=6 av.=8.33 md=9 dev.=1.03 |
| 3.8) | Overall - What is your overall rating of the teaching assistant? | | n=6 av.=8.5 md=9 dev.=0.84 |

4. Your View of Section Characteristics:

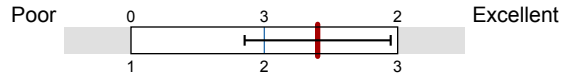
| | | | |
|------|--|--|--|
| 4.1) | Difficulty (relative to other courses) | | n=6 av.=2.33 md=2 dev.=0.52 |
| 4.2) | Workload/pace was | | n=6 av.=2 md=2 dev.=0 |
| 4.3) | Integration of section with course was | | n=6 av.=2.83 md=3 dev.=0.41 |
| 4.4) | Texts, required readings | | n=5 av.=2.4 md=2 dev.=0.55 ab.=1 |

4.5) Homework assignments



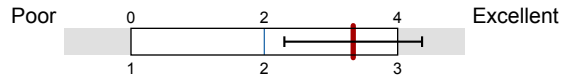
n=5
 av.=2.4
 md=2
 dev.=0.55
 ab.=1

4.6) Graded materials, examinations



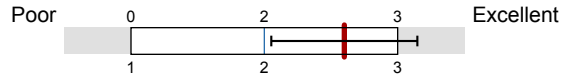
n=5
 av.=2.4
 md=2
 dev.=0.55
 ab.=1

4.7) Lecture presentations



n=6
 av.=2.67
 md=3
 dev.=0.52

4.8) Class discussions



n=5
 av.=2.6
 md=3
 dev.=0.55
 ab.=1

5. Comments:

5.1) Please identify what you perceive to be the real strengths and weaknesses of this teaching assistant and course.

- Diana Flores is one of the best TA's I have had at UCLA so far. Econ 11 is a pretty difficult class and she found a way to explain every tough concept in an easy and detailed way. Every section was very organized and she left us with amazing notes afterwards. I would not have done as well in this class without her section and notes. I found her practice questions and explanations to be very helpful when I couldn't understand a concept. Overall, I am very happy to have had her as a TA.
- Diana was absolutely amazing. She was so organized and helpful. She deserves an award.

Profile

Subunit: **ECON**
 Name of the instructor: **FLORES PEREGRINA**
 Name of the course: **21F: ECON 11 DIS 2K: MICROECONOMC THEORY**
 (Name of the survey)

Values used in the profile line: Mean

3. To What Extent Do You Feel That:

| | | | | | | | | | | | | |
|--|-------------------|--|--|--|--|--|--|--|--|---------------------|-----|----------|
| 3.1) Teaching Assistant Knowledge - The T.A. was knowledgeable about the material. | Very Low or Never | | | | | | | | | Very High or Always | n=6 | av.=8.50 |
| 3.2) Teaching Assistant Concern - The T.A. was concerned about student learning. | Very Low or Never | | | | | | | | | Very High or Always | n=6 | av.=8.50 |
| 3.3) Organization - Section presentations were well prepared and organized. | Very Low or Never | | | | | | | | | Very High or Always | n=6 | av.=8.50 |
| 3.4) Scope - The teaching assistant expanded on course ideas. | Very Low or Never | | | | | | | | | Very High or Always | n=6 | av.=8.33 |
| 3.5) Interaction - Students felt welcome in seeking help in or outside of the class. | Very Low or Never | | | | | | | | | Very High or Always | n=6 | av.=8.50 |
| 3.6) Communication Skills - The teaching assistant had good communication skills. | Very Low or Never | | | | | | | | | Very High or Always | n=6 | av.=7.67 |
| 3.7) Value - The overall value of the sections justified your time and effort. | Very Low or Never | | | | | | | | | Very High or Always | n=6 | av.=8.33 |
| 3.8) Overall - What is your overall rating of the teaching assistant? | Very Low or Never | | | | | | | | | Very High or Always | n=6 | av.=8.50 |

4. Your View of Section Characteristics:


| | | | | | | | | | | | | |
|---|----------|--|--|--|--|--|--|--|--|-----------|-----|----------|
| 4.1) Difficulty (relative to other courses) | Low | | | | | | | | | High | n=6 | av.=2.33 |
| 4.2) Workload/pace was | Too Slow | | | | | | | | | Too Much | n=6 | av.=2.00 |
| 4.3) Integration of section with course was | Poor | | | | | | | | | Excellent | n=6 | av.=2.83 |
| 4.4) Texts, required readings | Poor | | | | | | | | | Excellent | n=5 | av.=2.40 |
| 4.5) Homework assignments | Poor | | | | | | | | | Excellent | n=5 | av.=2.40 |
| 4.6) Graded materials, examinations | Poor | | | | | | | | | Excellent | n=5 | av.=2.40 |
| 4.7) Lecture presentations | Poor | | | | | | | | | Excellent | n=6 | av.=2.67 |
| 4.8) Class discussions | Poor | | | | | | | | | Excellent | n=5 | av.=2.60 |




FLORES PEREGRINA
Evaluation of Instruction Program Report
 22F: ECON 11 DIS 1J: MICROECONOMC THEORY
 No. of responses = 8
 Enrollment = 29
 Response Rate = 27.59%

1. Background Information:

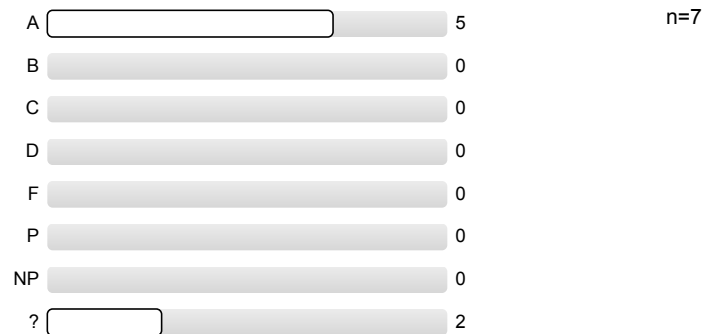
1.1) Year in School:




1.2) UCLA GPA:



1.3) Expected Grade:




1.4) What requirements does this course fulfill?




2. Preliminary Questions:


2.1) Approximately how many times did you attend the assigned section?



2.2) If you primarily attended a section that is not assigned to you, what was your primary reason for doing so?

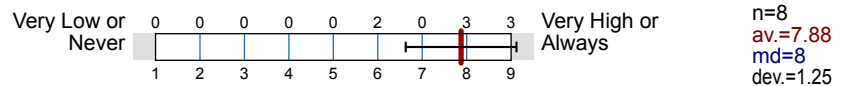


2.3) You saw the TA of the assigned section attending lectures.

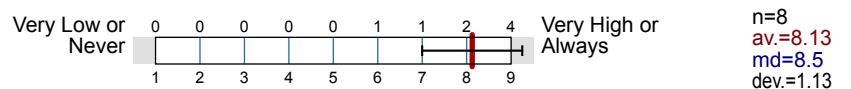


3. To What Extent Do You Feel That:

3.1) Teaching Assistant Knowledge - The T.A. was knowledgeable about the material.



3.2) Teaching Assistant Concern - The T.A. was concerned about student learning.

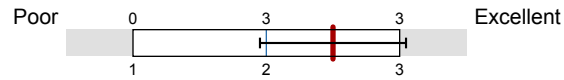


| | | | | | |
|------|---|-------------------|--|---------------------|--|
| 3.3) | Organization - Section presentations were well prepared and organized. | Very Low or Never | | Very High or Always | n=8 av.=7.63 md=7.5 dev.=1.3 |
| 3.4) | Scope - The teaching assistant expanded on course ideas. | Very Low or Never | | Very High or Always | n=8 av.=7.5 md=7.5 dev.=1.51 |
| 3.5) | Interaction - Students felt welcome in seeking help in or outside of the class. | Very Low or Never | | Very High or Always | n=8 av.=7.63 md=8 dev.=1.51 |
| 3.6) | Communication Skills - The teaching assistant had good communication skills. | Very Low or Never | | Very High or Always | n=8 av.=7.13 md=7.5 dev.=1.96 |
| 3.7) | Value - The overall value of the sections justified your time and effort. | Very Low or Never | | Very High or Always | n=8 av.=7.5 md=8 dev.=1.77 |
| 3.8) | Overall - What is your overall rating of the teaching assistant? | Very Low or Never | | Very High or Always | n=8 av.=7.88 md=8.5 dev.=1.36 |

4. Your View of Section Characteristics:

| | | | | | |
|------|--|----------|--|-----------|---|
| 4.1) | Difficulty (relative to other courses) | Low | | High | n=7 av.=2.29 md=2 dev.=0.49 ab.=1 |
| 4.2) | Workload/pace was | Too Slow | | Too Much | n=8 av.=2 md=2 dev.=0.53 |
| 4.3) | Integration of section with course was | Poor | | Excellent | n=8 av.=2.75 md=3 dev.=0.46 |
| 4.4) | Texts, required readings | Poor | | Excellent | n=5 av.=2.2 md=2 dev.=0.45 ab.=3 |

4.5) Homework assignments



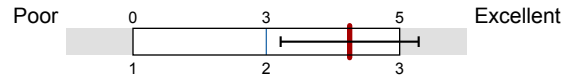
n=6
 av.=2.5
 md=2.5
 dev.=0.55
 ab.=2

4.6) Graded materials, examinations



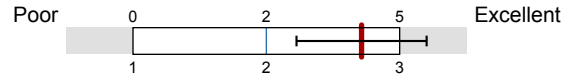
n=6
 av.=2
 md=2
 dev.=0
 ab.=2

4.7) Lecture presentations



n=8
 av.=2.63
 md=3
 dev.=0.52

4.8) Class discussions



n=7
 av.=2.71
 md=3
 dev.=0.49

5. Comments:

5.1) Please identify what you perceive to be the real strengths and weaknesses of this teaching assistant and course.

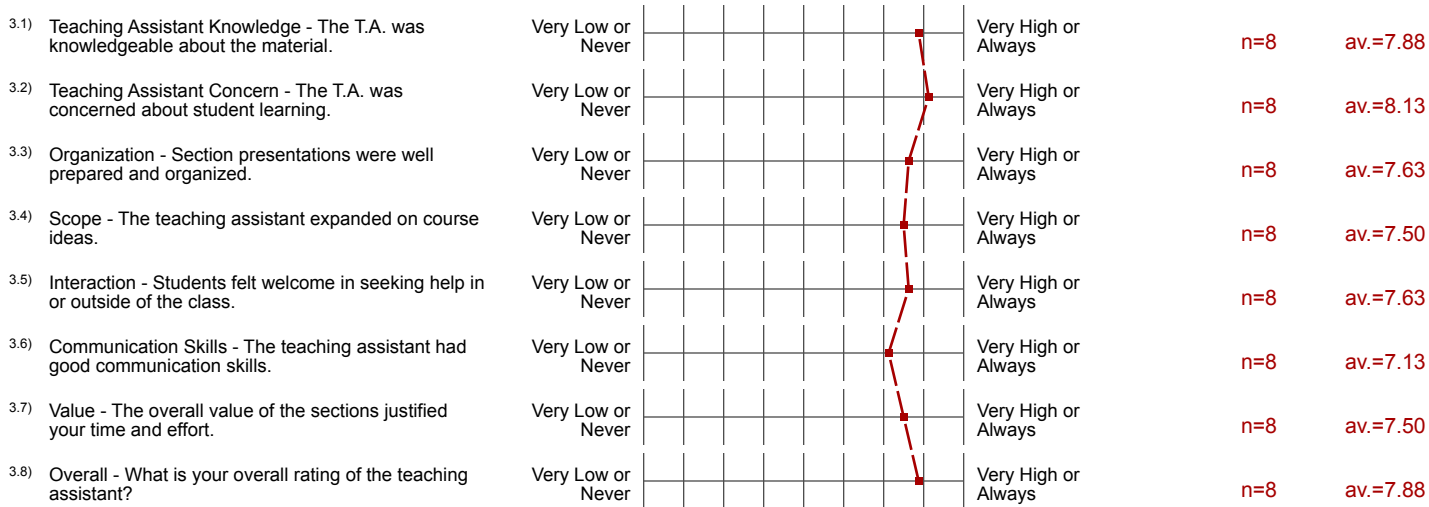
- Diana provides a very good discussion section to go through the course concepts and example problems to help us understand the course materials.
 Unfortunately, the ongoing strike causes us miss the discussion sections for the last 3 weeks, and at least for me, I don't have available time to attend other TA's section.
- I didn't attend this TA's section enough to give a valuable assessment of strengths and weaknesses.
- The TA was really nice and helpful during both discussion and office hours, and she hosted a review session for our first midterm. It was nice that I could also go to other TAs' sections and office hours which worked better with my schedule at times.
- This was an extremely helpful session. I was often beyond confused by the material that was covered in class, so it was very helpful to see real problems worked out and explained as opposed to just being shown the theories. She was always very organized with her notes, and would gladly stop to answer any questions.

Profile

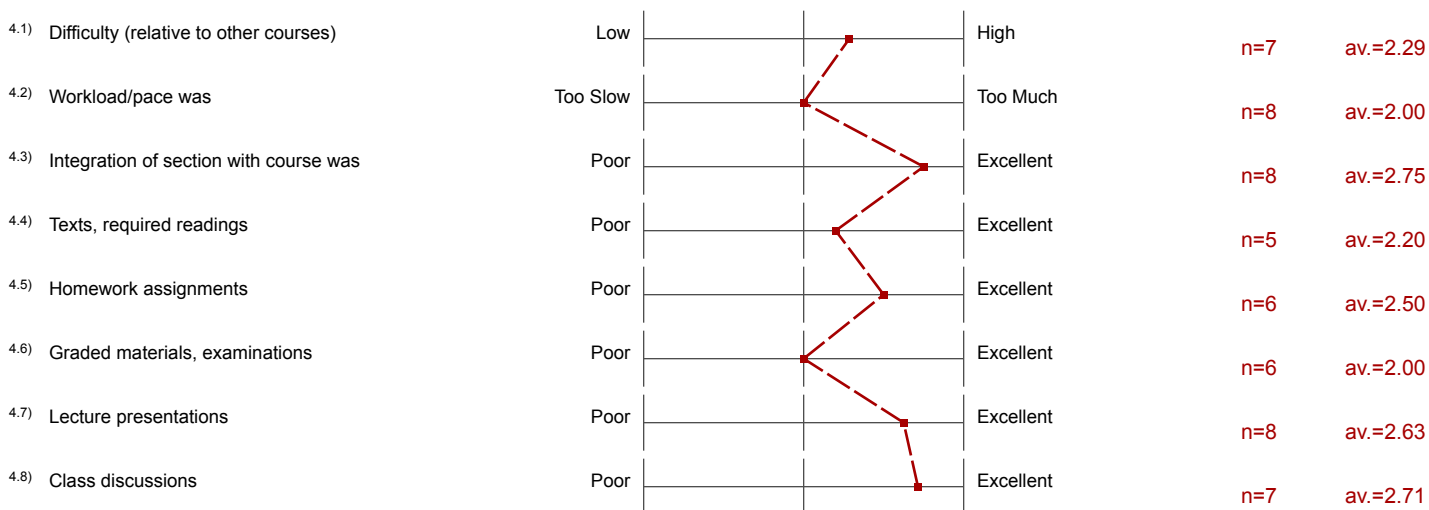
Subunit: **ECON**
 Name of the instructor: **FLORES PEREGRINA**
 Name of the course: **22F: ECON 11 DIS 1J: MICROECONOMC THEORY**
 (Name of the survey)

Values used in the profile line: Mean

3. To What Extent Do You Feel That:



4. Your View of Section Characteristics:







FLORES PEREGRINA
Evaluation of Instruction Program Report
 21F: ECON 11 DIS 2E: MICROECONOMC THEORY
 No. of responses = 5
 Enrollment = 29
 Response Rate = 17.24%

1. Background Information:

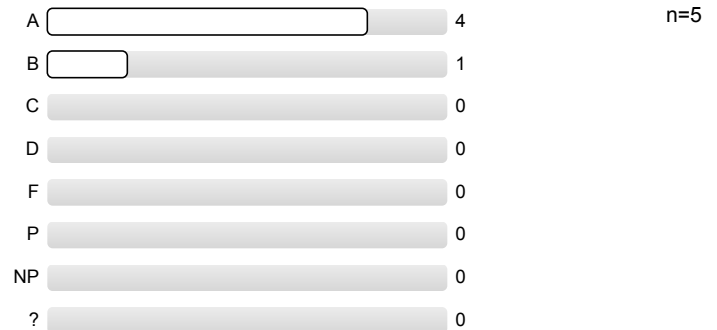
1.1) Year in School:




1.2) UCLA GPA:



1.3) Expected Grade:

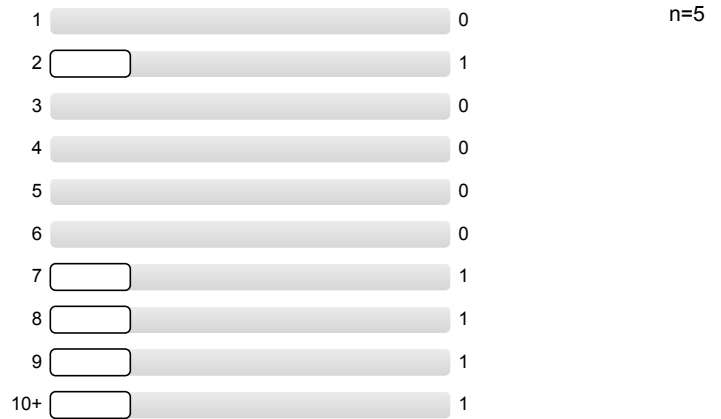


1.4) What requirements does this course fulfill?




2. Preliminary Questions:


2.1) Approximately how many times did you attend the assigned section?



2.2) If you primarily attended a section that is not assigned to you, what was your primary reason for doing so?

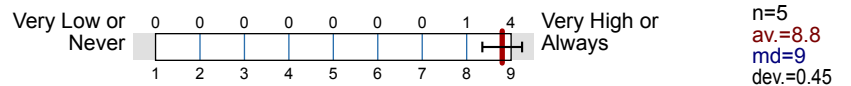


2.3) You saw the TA of the assigned section attending lectures.

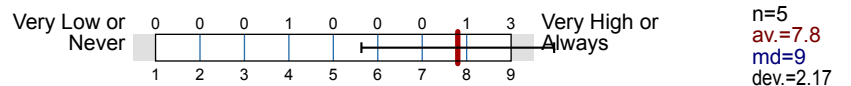


3. To What Extent Do You Feel That:

3.1) Teaching Assistant Knowledge - The T.A. was knowledgeable about the material.



3.2) Teaching Assistant Concern - The T.A. was concerned about student learning.

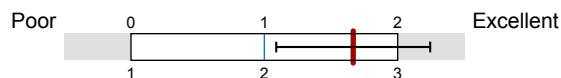


| | | | |
|------|---|--|-------------------------------------|
| 3.3) | Organization - Section presentations were well prepared and organized. | | n=5 av.=8.4 md=9 dev.=0.89 |
| 3.4) | Scope - The teaching assistant expanded on course ideas. | | n=5 av.=7.2 md=8 dev.=1.92 |
| 3.5) | Interaction - Students felt welcome in seeking help in or outside of the class. | | n=5 av.=7.6 md=9 dev.=2.61 |
| 3.6) | Communication Skills - The teaching assistant had good communication skills. | | n=5 av.=7.2 md=8 dev.=2.39 |
| 3.7) | Value - The overall value of the sections justified your time and effort. | | n=5 av.=7.2 md=9 dev.=3.49 |
| 3.8) | Overall - What is your overall rating of the teaching assistant? | | n=5 av.=7.8 md=9 dev.=2.17 |

4. Your View of Section Characteristics:

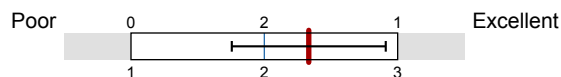
| | | | |
|------|--|--|---|
| 4.1) | Difficulty (relative to other courses) | | n=5 av.=2.6 md=3 dev.=0.55 |
| 4.2) | Workload/pace was | | n=5 av.=2.4 md=2 dev.=0.55 |
| 4.3) | Integration of section with course was | | n=5 av.=2.6 md=3 dev.=0.55 |
| 4.4) | Texts, required readings | | n=1 av.=2 md=2 dev.=0 ab.=4 |

4.5) Homework assignments



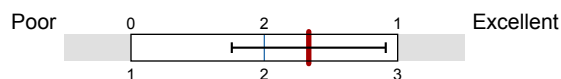
n=3
 av.=2.67
 md=3
 dev.=0.58
 ab.=2

4.6) Graded materials, examinations



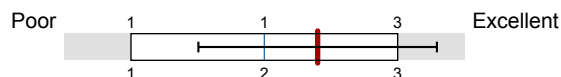
n=3
 av.=2.33
 md=2
 dev.=0.58
 ab.=2

4.7) Lecture presentations



n=3
 av.=2.33
 md=2
 dev.=0.58
 ab.=2

4.8) Class discussions



n=5
 av.=2.4
 md=3
 dev.=0.89

5. Comments:

5.1) Please identify what you perceive to be the real strengths and weaknesses of this teaching assistant and course.

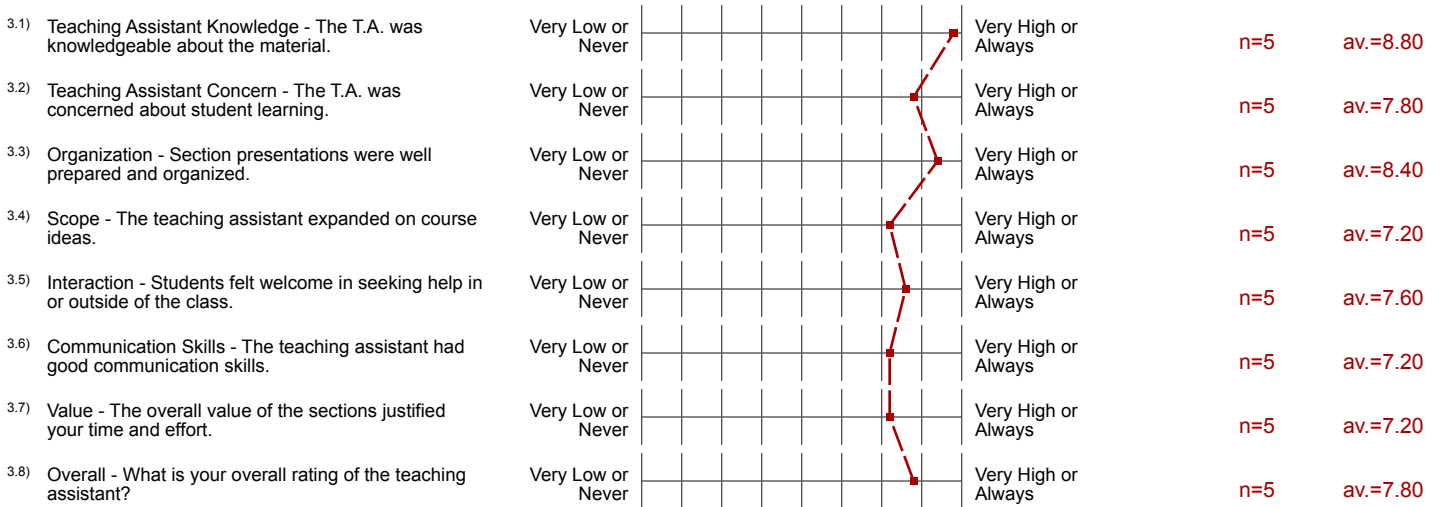
- Flores was an excellent TA, her lectures were engaging, well-organized, and helped me further understand the material. She always reviewed class concepts we were covering this week, along with relevant problems that were similar to the ones in the homework so I benefited a lot from attending her discussion section. Especially after midterms week, I found it extremely useful that she went over test questions that most students got wrong so I could spot my mistakes and learn the correct steps the second time around. And she was always open to answering questions and reclarifying the material. My only criticism is that sometimes her lecturing style was far too fast paced so it was a challenge to take notes and process the main points before they were erased from the board.
- My TA Diana was the best economics TA I have ever had. She is so knowledgeable, clear, and approachable. She would even go out of her way to think of examples in our lives where the material we were learning could be applied. In the office hours she would stay late sometimes to help us out and had any other questions. I told some of my friends in the class about Diana and they started attending Diana's discussion because they learned so clearly from her. I cannot compliment Diana enough.
- This TA was very knowledgeable about econ and was able to teach effectively. She made sure students can follow her line of thinking instead of just lecturing us. If I had to nitpick at a weakness, I would say the TA occasionally makes calculation errors, but usually fixes them anyways
- talks so fast and overcomplicates things

Profile

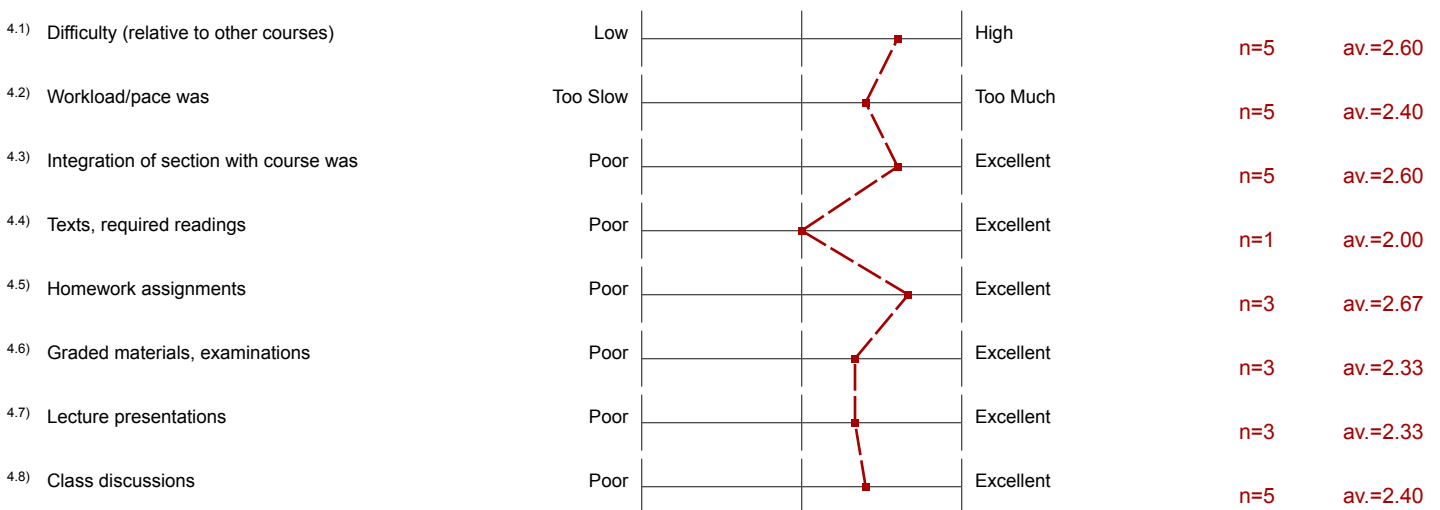
Subunit: **ECON**
 Name of the instructor: **FLORES PEREGRINA**
 Name of the course: **21F: ECON 11 DIS 2E: MICROECONOMC THEORY**
 (Name of the survey)

Values used in the profile line: Mean

3. To What Extent Do You Feel That:



4. Your View of Section Characteristics:







FLORES PEREGRINA
Evaluation of Instruction Program Report
 22F: ECON 11 DIS 10: MICROECONOMC THEORY
 No. of responses = 7
 Enrollment = 29
 Response Rate = 24.14%

1. Background Information:

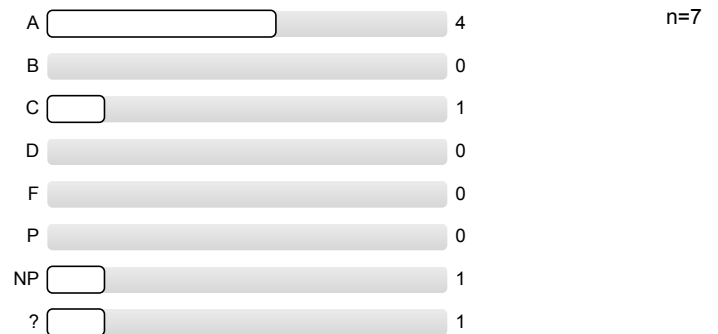
1.1) Year in School:




1.2) UCLA GPA:



1.3) Expected Grade:




1.4) What requirements does this course fulfill?




2. Preliminary Questions:


2.1) Approximately how many times did you attend the assigned section?



2.2) If you primarily attended a section that is not assigned to you, what was your primary reason for doing so?

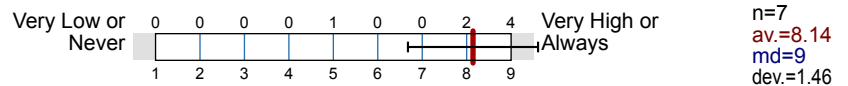


2.3) You saw the TA of the assigned section attending lectures.

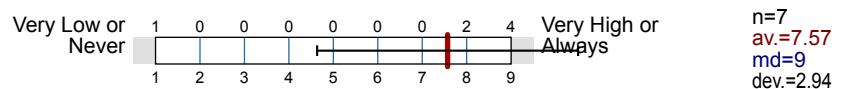


3. To What Extent Do You Feel That:

3.1) Teaching Assistant Knowledge - The T.A. was knowledgeable about the material.



3.2) Teaching Assistant Concern - The T.A. was concerned about student learning.

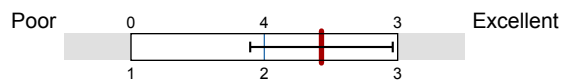


| | | | | | |
|------|---|-------------------|-------------------|---------------------|--------------------------------------|
| 3.3) | Organization - Section presentations were well prepared and organized. | Very Low or Never | 0 0 0 0 0 0 1 3 3 | Very High or Always | n=7 av.=8.29 md=8 dev.=0.76 |
| 3.4) | Scope - The teaching assistant expanded on course ideas. | Very Low or Never | 1 0 0 0 0 0 0 4 2 | Very High or Always | n=7 av.=7.29 md=8 dev.=2.81 |
| 3.5) | Interaction - Students felt welcome in seeking help in or outside of the class. | Very Low or Never | 1 0 0 0 0 0 0 2 4 | Very High or Always | n=7 av.=7.57 md=9 dev.=2.94 |
| 3.6) | Communication Skills - The teaching assistant had good communication skills. | Very Low or Never | 1 0 0 0 0 0 0 2 4 | Very High or Always | n=7 av.=7.57 md=9 dev.=2.94 |
| 3.7) | Value - The overall value of the sections justified your time and effort. | Very Low or Never | 1 0 0 0 0 0 0 3 3 | Very High or Always | n=7 av.=7.43 md=8 dev.=2.88 |
| 3.8) | Overall - What is your overall rating of the teaching assistant? | Very Low or Never | 0 0 1 0 0 0 0 3 3 | Very High or Always | n=7 av.=7.71 md=8 dev.=2.14 |

4. Your View of Section Characteristics:

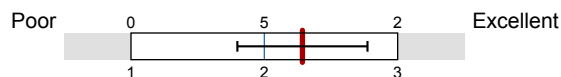
| | | | | | |
|------|--|----------|-------|-----------|--------------------------------------|
| 4.1) | Difficulty (relative to other courses) | Low | 1 4 2 | High | n=7 av.=2.14 md=2 dev.=0.69 |
| 4.2) | Workload/pace was | Too Slow | 0 6 1 | Too Much | n=7 av.=2.14 md=2 dev.=0.38 |
| 4.3) | Integration of section with course was | Poor | 0 4 3 | Excellent | n=7 av.=2.43 md=2 dev.=0.53 |
| 4.4) | Texts, required readings | Poor | 0 4 3 | Excellent | n=7 av.=2.43 md=2 dev.=0.53 |

4.5) Homework assignments



n=7
 av.=2.43
 md=2
 dev.=0.53

4.6) Graded materials, examinations



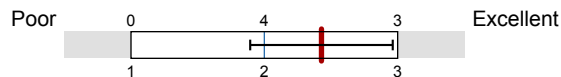
n=7
 av.=2.29
 md=2
 dev.=0.49

4.7) Lecture presentations



n=7
 av.=2.29
 md=2
 dev.=0.49

4.8) Class discussions



n=7
 av.=2.43
 md=2
 dev.=0.53

5. Comments:

5.1) Please identify what you perceive to be the real strengths and weaknesses of this teaching assistant and course.

- Caring and took the time to help me when I really needed it.
- Office hours were very helpful because TA would be concise with explanations, and also engage with students well. I miss having discussions and office hours please help the TAs get paid fairly so that they can help the students.
- She needs to try and make people understand, not just read off the notes.
- This TA was very caring and wanted to see us succeed. She was patient and explained any questions we had well
- This TA was very engaging and was able to fit a week's worth of information into a section of 50 mins with an efficient pace of teaching. This TA's sections were largely helpful to the mastery of the course.

Profile

Subunit: **ECON**
 Name of the instructor: **FLORES PEREGRINA**
 Name of the course: **22F: ECON 11 DIS 10: MICROECONOMC THEORY**
 (Name of the survey)

Values used in the profile line: Mean

3. To What Extent Do You Feel That:

| | | | | | | | | | | | | |
|--|-------------------|--|--|--|--|--|--|--|--|---------------------|-----|----------|
| 3.1) Teaching Assistant Knowledge - The T.A. was knowledgeable about the material. | Very Low or Never | | | | | | | | | Very High or Always | n=7 | av.=8.14 |
| 3.2) Teaching Assistant Concern - The T.A. was concerned about student learning. | Very Low or Never | | | | | | | | | Very High or Always | n=7 | av.=7.57 |
| 3.3) Organization - Section presentations were well prepared and organized. | Very Low or Never | | | | | | | | | Very High or Always | n=7 | av.=8.29 |
| 3.4) Scope - The teaching assistant expanded on course ideas. | Very Low or Never | | | | | | | | | Very High or Always | n=7 | av.=7.29 |
| 3.5) Interaction - Students felt welcome in seeking help in or outside of the class. | Very Low or Never | | | | | | | | | Very High or Always | n=7 | av.=7.57 |
| 3.6) Communication Skills - The teaching assistant had good communication skills. | Very Low or Never | | | | | | | | | Very High or Always | n=7 | av.=7.57 |
| 3.7) Value - The overall value of the sections justified your time and effort. | Very Low or Never | | | | | | | | | Very High or Always | n=7 | av.=7.43 |
| 3.8) Overall - What is your overall rating of the teaching assistant? | Very Low or Never | | | | | | | | | Very High or Always | n=7 | av.=7.71 |

4. Your View of Section Characteristics:


| | | | | | | | | | | | | |
|---|----------|--|--|--|--|--|--|--|--|-----------|-----|----------|
| 4.1) Difficulty (relative to other courses) | Low | | | | | | | | | High | n=7 | av.=2.14 |
| 4.2) Workload/pace was | Too Slow | | | | | | | | | Too Much | n=7 | av.=2.14 |
| 4.3) Integration of section with course was | Poor | | | | | | | | | Excellent | n=7 | av.=2.43 |
| 4.4) Texts, required readings | Poor | | | | | | | | | Excellent | n=7 | av.=2.43 |
| 4.5) Homework assignments | Poor | | | | | | | | | Excellent | n=7 | av.=2.43 |
| 4.6) Graded materials, examinations | Poor | | | | | | | | | Excellent | n=7 | av.=2.29 |
| 4.7) Lecture presentations | Poor | | | | | | | | | Excellent | n=7 | av.=2.29 |
| 4.8) Class discussions | Poor | | | | | | | | | Excellent | n=7 | av.=2.43 |




FLORES PEREGRINA
Evaluation of Instruction Program Report
 22F: ECON 11 DIS 1D: MICROECONOMC THEORY
 No. of responses = 10
 Enrollment = 29
 Response Rate = 34.48%

1. Background Information:


1.1) Year in School:




1.2) UCLA GPA:



1.3) Expected Grade:

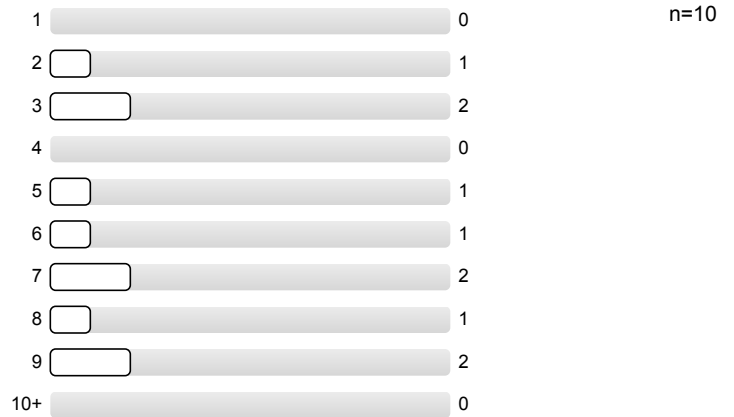


1.4) What requirements does this course fulfill?




2. Preliminary Questions:


2.1) Approximately how many times did you attend the assigned section?



2.2) If you primarily attended a section that is not assigned to you, what was your primary reason for doing so?

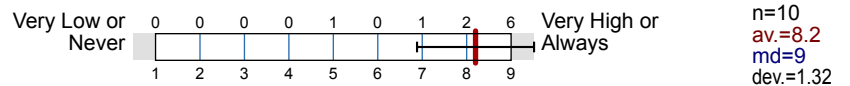


2.3) You saw the TA of the assigned section attending lectures.

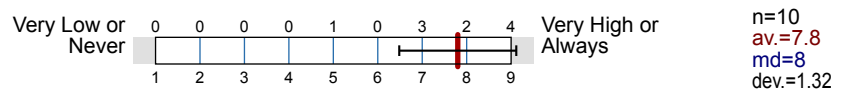


3. To What Extent Do You Feel That:

3.1) Teaching Assistant Knowledge - The T.A. was knowledgeable about the material.



3.2) Teaching Assistant Concern - The T.A. was concerned about student learning.

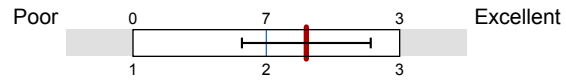


| | | | | | |
|------|---|-------------------|--|---------------------|--|
| 3.3) | Organization - Section presentations were well prepared and organized. | Very Low or Never | 0 0 0 0 1 0 2 4 3 1 2 3 4 5 6 7 8 9 | Very High or Always | n=10 av.=7.8 md=8 dev.=1.23 |
| 3.4) | Scope - The teaching assistant expanded on course ideas. | Very Low or Never | 0 0 0 0 2 1 2 2 3 1 2 3 4 5 6 7 8 9 | Very High or Always | n=10 av.=7.3 md=7.5 dev.=1.57 |
| 3.5) | Interaction - Students felt welcome in seeking help in or outside of the class. | Very Low or Never | 0 0 0 0 2 0 2 5 1 1 2 3 4 5 6 7 8 9 | Very High or Always | n=10 av.=7.3 md=8 dev.=1.34 |
| 3.6) | Communication Skills - The teaching assistant had good communication skills. | Very Low or Never | 0 0 0 0 1 1 1 5 2 1 2 3 4 5 6 7 8 9 | Very High or Always | n=10 av.=7.6 md=8 dev.=1.26 |
| 3.7) | Value - The overall value of the sections justified your time and effort. | Very Low or Never | 0 0 0 0 1 2 1 5 1 1 2 3 4 5 6 7 8 9 | Very High or Always | n=10 av.=7.3 md=8 dev.=1.25 |
| 3.8) | Overall - What is your overall rating of the teaching assistant? | Very Low or Never | 0 0 0 0 1 1 1 5 2 1 2 3 4 5 6 7 8 9 | Very High or Always | n=10 av.=7.6 md=8 dev.=1.26 |

4. Your View of Section Characteristics:

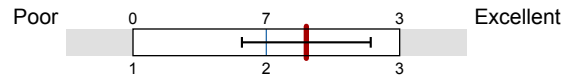
| | | | | | |
|------|--|----------|----------------|-----------|---|
| 4.1) | Difficulty (relative to other courses) | Low | 1 7 2 1 2 3 | High | n=10 av.=2.1 md=2 dev.=0.57 |
| 4.2) | Workload/pace was | Too Slow | 0 9 1 1 2 3 | Too Much | n=10 av.=2.1 md=2 dev.=0.32 |
| 4.3) | Integration of section with course was | Poor | 0 7 3 1 2 3 | Excellent | n=10 av.=2.3 md=2 dev.=0.48 |
| 4.4) | Texts, required readings | Poor | 0 7 1 1 2 3 | Excellent | n=8 av.=2.13 md=2 dev.=0.35 ab.=2 |

4.5) Homework assignments



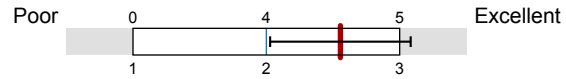
n=10
 av.=2.3
 md=2
 dev.=0.48

4.6) Graded materials, examinations



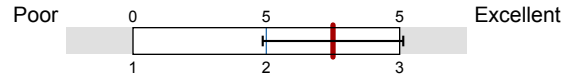
n=10
 av.=2.3
 md=2
 dev.=0.48

4.7) Lecture presentations



n=9
 av.=2.56
 md=3
 dev.=0.53
 ab.=1

4.8) Class discussions



n=10
 av.=2.5
 md=2.5
 dev.=0.53

5. Comments:

5.1) Please identify what you perceive to be the real strengths and weaknesses of this teaching assistant and course.

- I think the discussions were a bit ineffective because each one I attended, she just did one or two example problems that took the entire section time. I would appreciate if she spent more time discussing and explaining some more complex concepts to help us understand instead of just going through the mathematical steps on how to solve the problem.
- Strengths: Does a really good job with explaining the mathematical side of the concepts. Gives practice problems which did a good job of preparing us for the tests and problem sets. Also went out of her way to teach us helpful tricks to make processes faster.
Weaknesses: N/A

Profile

Subunit: **ECON**
 Name of the instructor: **FLORES PEREGRINA**
 Name of the course: **22F: ECON 11 DIS 1D: MICROECONOMC THEORY**
 (Name of the survey)

Values used in the profile line: Mean

3. To What Extent Do You Feel That:

| | | | | | | | | | | | | |
|--|-------------------|--|--|--|--|--|--|--|--|---------------------|------|----------|
| 3.1) Teaching Assistant Knowledge - The T.A. was knowledgeable about the material. | Very Low or Never | | | | | | | | | Very High or Always | n=10 | av.=8.20 |
| 3.2) Teaching Assistant Concern - The T.A. was concerned about student learning. | Very Low or Never | | | | | | | | | Very High or Always | n=10 | av.=7.80 |
| 3.3) Organization - Section presentations were well prepared and organized. | Very Low or Never | | | | | | | | | Very High or Always | n=10 | av.=7.80 |
| 3.4) Scope - The teaching assistant expanded on course ideas. | Very Low or Never | | | | | | | | | Very High or Always | n=10 | av.=7.30 |
| 3.5) Interaction - Students felt welcome in seeking help in or outside of the class. | Very Low or Never | | | | | | | | | Very High or Always | n=10 | av.=7.30 |
| 3.6) Communication Skills - The teaching assistant had good communication skills. | Very Low or Never | | | | | | | | | Very High or Always | n=10 | av.=7.60 |
| 3.7) Value - The overall value of the sections justified your time and effort. | Very Low or Never | | | | | | | | | Very High or Always | n=10 | av.=7.30 |
| 3.8) Overall - What is your overall rating of the teaching assistant? | Very Low or Never | | | | | | | | | Very High or Always | n=10 | av.=7.60 |

4. Your View of Section Characteristics:


| | | | | | | | | | | | | |
|---|----------|--|--|--|--|--|--|--|--|-----------|------|----------|
| 4.1) Difficulty (relative to other courses) | Low | | | | | | | | | High | n=10 | av.=2.10 |
| 4.2) Workload/pace was | Too Slow | | | | | | | | | Too Much | n=10 | av.=2.10 |
| 4.3) Integration of section with course was | Poor | | | | | | | | | Excellent | n=10 | av.=2.30 |
| 4.4) Texts, required readings | Poor | | | | | | | | | Excellent | n=8 | av.=2.13 |
| 4.5) Homework assignments | Poor | | | | | | | | | Excellent | n=10 | av.=2.30 |
| 4.6) Graded materials, examinations | Poor | | | | | | | | | Excellent | n=10 | av.=2.30 |
| 4.7) Lecture presentations | Poor | | | | | | | | | Excellent | n=9 | av.=2.56 |
| 4.8) Class discussions | Poor | | | | | | | | | Excellent | n=10 | av.=2.50 |




FLORES PEREGRINA
Evaluation of Instruction Program Report
 20F: ECON 11 DIS 1M: MICROECONOMC THEORY
 No. of responses = 10
 Enrollment = 22
 Response Rate = 45.45%

1. Background Information:


1.1) Year in School:




1.2) UCLA GPA:



1.3) Expected Grade:

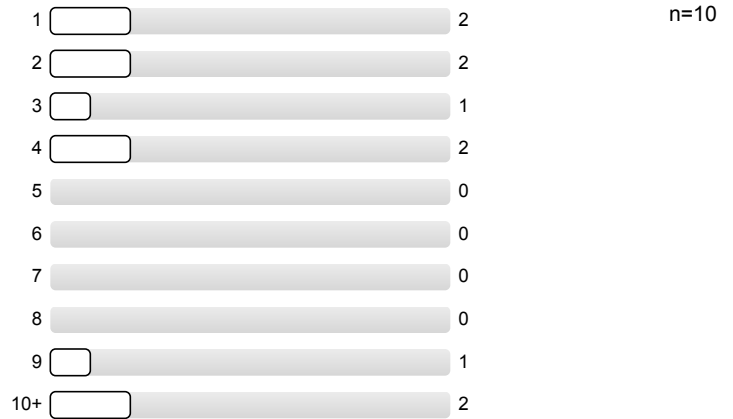


1.4) What requirements does this course fulfill?




2. Preliminary Questions:


2.1) Approximately how many times did you attend the assigned section?



2.2) If you primarily attended a section that is not assigned to you, what was your primary reason for doing so?

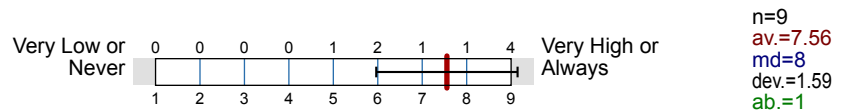


2.3) You saw the TA of the assigned section attending lectures.

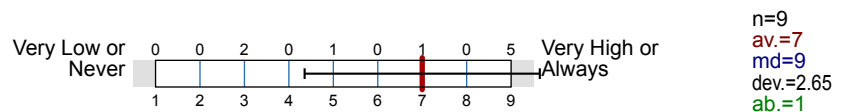


3. To What Extent Do You Feel That:

3.1) Teaching Assistant Knowledge - The T.A. was knowledgeable about the material.



3.2) Teaching Assistant Concern - The T.A. was concerned about student learning.

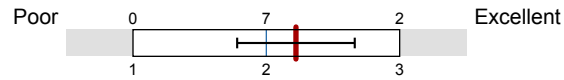


| | | |
|--|--|--|
| 3.3) Organization - Section presentations were well prepared and organized. | | <p>n=10 av.=6.9 md=8 dev.=2.85</p> |
| 3.4) Scope - The teaching assistant expanded on course ideas. | | <p>n=9 av.=6.22 md=6 dev.=2.59 ab.=1</p> |
| 3.5) Interaction - Students felt welcome in seeking help in or outside of the class. | | <p>n=9 av.=6.56 md=9 dev.=3.4 ab.=1</p> |
| 3.6) Communication Skills - The teaching assistant had good communication skills. | | <p>n=9 av.=6.89 md=9 dev.=2.8 ab.=1</p> |
| 3.7) Value - The overall value of the sections justified your time and effort. | | <p>n=9 av.=6 md=7 dev.=3.46 ab.=1</p> |
| 3.8) Overall - What is your overall rating of the teaching assistant? | | <p>n=9 av.=6.44 md=7 dev.=2.83 ab.=1</p> |

4. Your View of Section Characteristics:

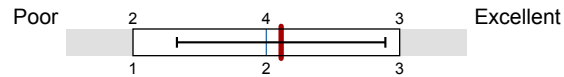
| | | |
|---|--|--|
| 4.1) Difficulty (relative to other courses) | | <p>n=9 av.=2.56 md=3 dev.=0.53 ab.=1</p> |
| 4.2) Workload/pace was | | <p>n=9 av.=2.56 md=3 dev.=0.53 ab.=1</p> |
| 4.3) Integration of section with course was | | <p>n=10 av.=2.2 md=2 dev.=0.63</p> |
| 4.4) Texts, required readings | | <p>n=7 av.=2 md=2 dev.=0 ab.=3</p> |

4.5) Homework assignments



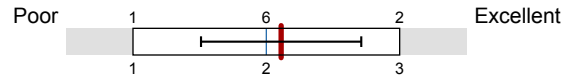
n=9
 av.=2.22
 md=2
 dev.=0.44
 ab.=1

4.6) Graded materials, examinations



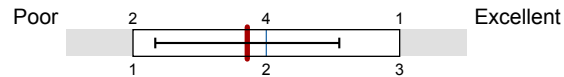
n=9
 av.=2.11
 md=2
 dev.=0.78
 ab.=1

4.7) Lecture presentations



n=9
 av.=2.11
 md=2
 dev.=0.6
 ab.=1

4.8) Class discussions



n=7
 av.=1.86
 md=2
 dev.=0.69
 ab.=3

5. Comments:

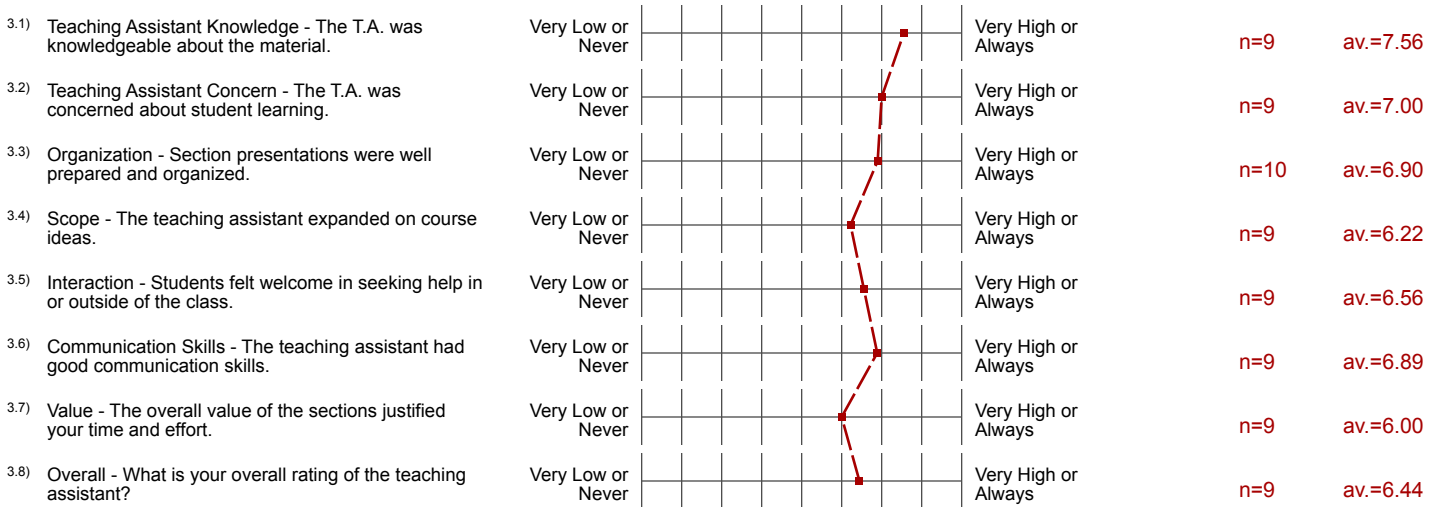
- 5.1) Please identify what you perceive to be the real strengths and weaknesses of this teaching assistant and course.
- As with most Econ discussions, this discussion was pretty useless and almost no one attended by Week 3. This is not necessarily the fault of this TA, although I felt her presentation of topics was pretty monotonous.
 - I really love this TA. She helps me a lot in this quarter. ;)
 - I switched to another TA because the time slot was better for me. However one thing is I did email this TA for help on a practice set and did not receive a reply so I had to reach out to another TA anyway for help in the end :(
 - This TA was very confusing throughout the entire quarter. It did not seem like she was concerned about the student's learning. Her TA sections actually caused more confusion and caused the material to seem worse than it is. I began to attend another TA's sections as it better helped me understand the topics. In order to be more effective in section, this TA must slow down and understand that this is the first time for many students to take economics with calculus integrated. Many things will need to be explained, and many students including myself did not feel welcome in seeking help in or outside of the class.
 - This teaching assistant was very well-versed with the material, but I just preferred another TA. She was available for many office hours and wanted to help students as much as possible.
 - she was very sweet, but it was hard to understand the material because her explanations were extremely complicated

Profile

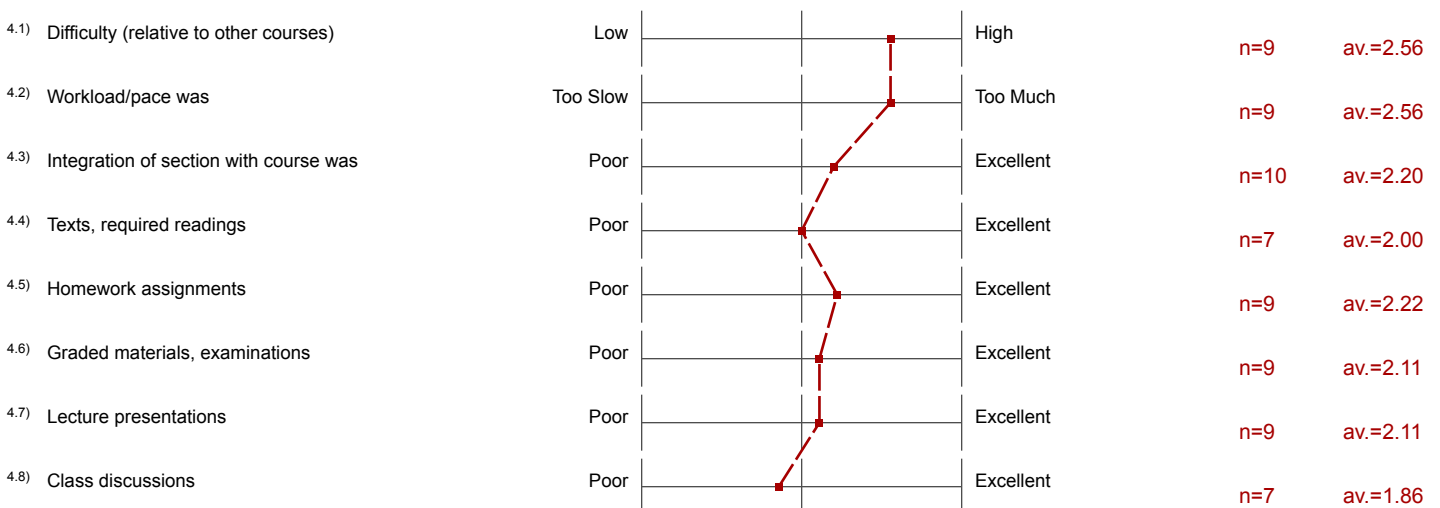
Subunit: **ECON**
 Name of the instructor: **FLORES PEREGRINA**
 Name of the course: **20F: ECON 11 DIS 1M: MICROECONOMC THEORY**
 (Name of the survey)

Values used in the profile line: Mean

3. To What Extent Do You Feel That:



4. Your View of Section Characteristics:







FLORES PEREGRINA
Evaluation of Instruction Program Report
 20F: ECON 11 DIS 1F: MICROECONOMC THEORY
 No. of responses = 6
 Enrollment = 22
 Response Rate = 27.27%

1. Background Information:


1.1) Year in School:




1.2) UCLA GPA:



1.3) Expected Grade:




1.4) What requirements does this course fulfill?




2. Preliminary Questions:


2.1) Approximately how many times did you attend the assigned section?



2.2) If you primarily attended a section that is not assigned to you, what was your primary reason for doing so?

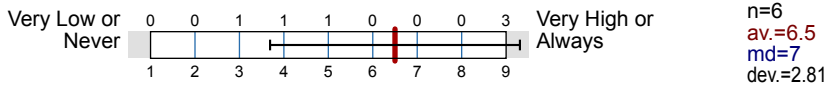


2.3) You saw the TA of the assigned section attending lectures.

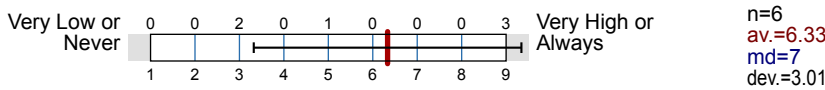


3. To What Extent Do You Feel That:

3.1) Teaching Assistant Knowledge - The T.A. was knowledgeable about the material.



3.2) Teaching Assistant Concern - The T.A. was concerned about student learning.

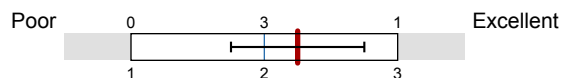


| | | | | | |
|------|---|-------------------|--|---------------------|--|
| 3.3) | Organization - Section presentations were well prepared and organized. | Very Low or Never | | Very High or Always | n=6 av.=6 md=6 dev.=2.76 |
| 3.4) | Scope - The teaching assistant expanded on course ideas. | Very Low or Never | | Very High or Always | n=6 av.=6 md=6.5 dev.=3.1 |
| 3.5) | Interaction - Students felt welcome in seeking help in or outside of the class. | Very Low or Never | | Very High or Always | n=6 av.=6.5 md=6.5 dev.=2.51 |
| 3.6) | Communication Skills - The teaching assistant had good communication skills. | Very Low or Never | | Very High or Always | n=6 av.=6.17 md=6.5 dev.=2.86 |
| 3.7) | Value - The overall value of the sections justified your time and effort. | Very Low or Never | | Very High or Always | n=6 av.=5.83 md=6.5 dev.=3.37 |
| 3.8) | Overall - What is your overall rating of the teaching assistant? | Very Low or Never | | Very High or Always | n=6 av.=6.17 md=6.5 dev.=2.86 |

4. Your View of Section Characteristics:

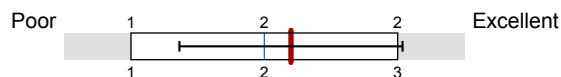
| | | | | | |
|------|--|----------|--|-----------|---|
| 4.1) | Difficulty (relative to other courses) | Low | | High | n=6 av.=2.5 md=2.5 dev.=0.55 |
| 4.2) | Workload/pace was | Too Slow | | Too Much | n=6 av.=2.17 md=2 dev.=0.41 |
| 4.3) | Integration of section with course was | Poor | | Excellent | n=6 av.=2.17 md=2 dev.=0.41 |
| 4.4) | Texts, required readings | Poor | | Excellent | n=3 av.=2 md=2 dev.=0 ab.=3 |

4.5) Homework assignments



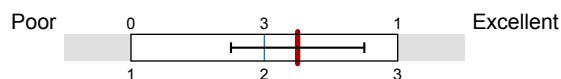
n=4
 av.=2.25
 md=2
 dev.=0.5
 ab.=2

4.6) Graded materials, examinations



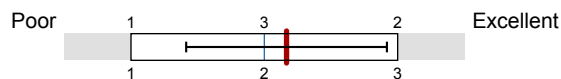
n=5
 av.=2.2
 md=2
 dev.=0.84
 ab.=1

4.7) Lecture presentations



n=4
 av.=2.25
 md=2
 dev.=0.5
 ab.=2

4.8) Class discussions



n=6
 av.=2.17
 md=2
 dev.=0.75

5. Comments:

5.1) Please identify what you perceive to be the real strengths and weaknesses of this teaching assistant and course.

- Hard to learn.
- She was always super helpful and knowledgeable! I just preferred to attend another section.
- The strengths of this teaching assistant was that she was very knowledgable in the subject and was very helpful.
- Truly cared and wanted students to have opportunities to understand material.
- no comment
- very disconnected, only solved weekly problems and that is all

Profile

Subunit: **ECON**
 Name of the instructor: **FLORES PEREGRINA**
 Name of the course: **20F: ECON 11 DIS 1F: MICROECONOMC THEORY**
 (Name of the survey)

Values used in the profile line: Mean

3. To What Extent Do You Feel That:

| | | | | | |
|--|-------------------|--|---------------------|-----|----------|
| 3.1) Teaching Assistant Knowledge - The T.A. was knowledgeable about the material. | Very Low or Never | | Very High or Always | n=6 | av.=6.50 |
| 3.2) Teaching Assistant Concern - The T.A. was concerned about student learning. | Very Low or Never | | Very High or Always | n=6 | av.=6.33 |
| 3.3) Organization - Section presentations were well prepared and organized. | Very Low or Never | | Very High or Always | n=6 | av.=6.00 |
| 3.4) Scope - The teaching assistant expanded on course ideas. | Very Low or Never | | Very High or Always | n=6 | av.=6.00 |
| 3.5) Interaction - Students felt welcome in seeking help in or outside of the class. | Very Low or Never | | Very High or Always | n=6 | av.=6.50 |
| 3.6) Communication Skills - The teaching assistant had good communication skills. | Very Low or Never | | Very High or Always | n=6 | av.=6.17 |
| 3.7) Value - The overall value of the sections justified your time and effort. | Very Low or Never | | Very High or Always | n=6 | av.=5.83 |
| 3.8) Overall - What is your overall rating of the teaching assistant? | Very Low or Never | | Very High or Always | n=6 | av.=6.17 |

4. Your View of Section Characteristics:

| | | | | | |
|---|----------|--|-----------|-----|----------|
| 4.1) Difficulty (relative to other courses) | Low | | High | n=6 | av.=2.50 |
| 4.2) Workload/pace was | Too Slow | | Too Much | n=6 | av.=2.17 |
| 4.3) Integration of section with course was | Poor | | Excellent | n=6 | av.=2.17 |
| 4.4) Texts, required readings | Poor | | Excellent | n=3 | av.=2.00 |
| 4.5) Homework assignments | Poor | | Excellent | n=4 | av.=2.25 |
| 4.6) Graded materials, examinations | Poor | | Excellent | n=5 | av.=2.20 |
| 4.7) Lecture presentations | Poor | | Excellent | n=4 | av.=2.25 |
| 4.8) Class discussions | Poor | | Excellent | n=6 | av.=2.17 |